

VOLK®

 **V I S T A**

V I E W

Take the View with You



Overview

- Volk – Who We Are
- VistaView
 - Overview
 - Benefits of being a portable camera
 - Value Propositions
 - Where it adds value
- Alignment Video Demonstration



Volk – Who We Are

- We are Volk! Leading brand manufacturer of ophthalmic lenses, diagnostic imaging, and surgical products for the ophthalmic industry.
- We are on a mission to eradicate preventable blindness through accessible imaging of the eye.
- Every Volk purchase gets us closer to this mission.

VISTA

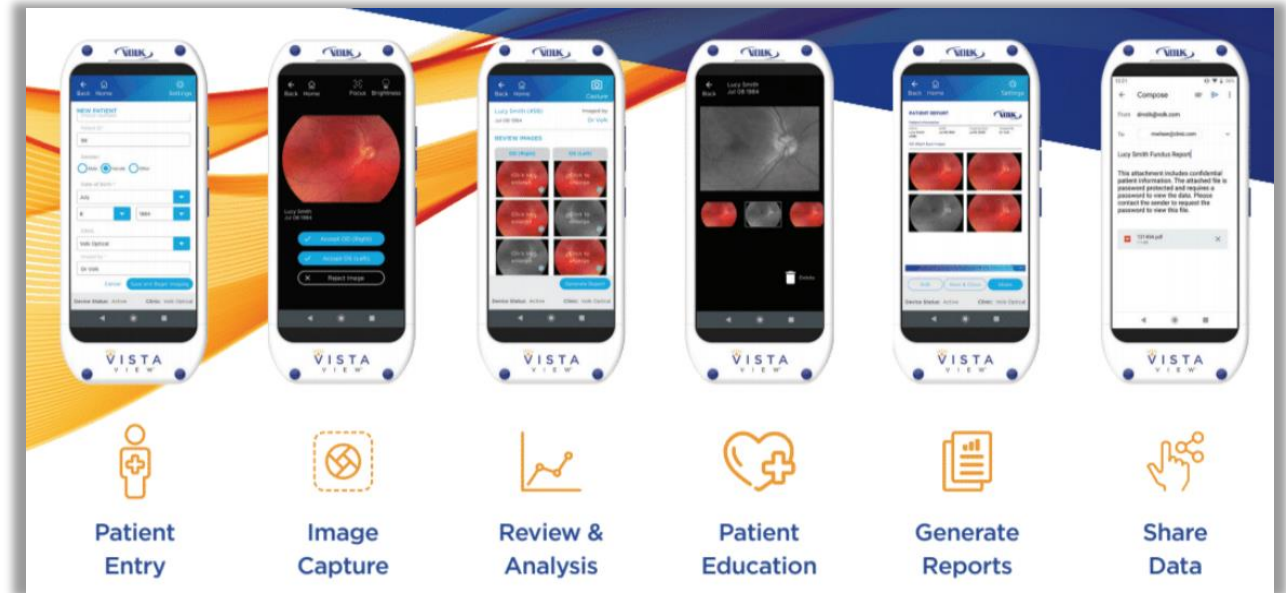
VIEW

A Complete Patient Workflow

Clear Widefield retinal imaging in your pocket.

The VistaView integrates the power of Volk optics with the simplicity, portability, and affordability of smartphone technology, allowing everyone access and ownership of a quality portable, mydriatic retinal camera.

The VistaView is designed to accelerate your patient workflow



Why have a portable camera?

- 1. Bring the imaging to the patient**
 - a. Saves Time
 - i. Image patients at a slit lamp
 - ii. Carry from exam room to exam room
 - b. Increase the range of patients you can image
 - i. Bedridden patients
 - ii. Elderly/Geriatric
 - iii. Children/Infants
 - c. Additional revenue opportunities
 - i. Mobile Practices

- 2. Detect pathology earlier and treat sooner**
 - a. Can be used for in clinic and at home visits


- 3. Great for Telemedicine solutions**
 - a. COVID-19 increased telemedicine popularity and portable cameras allow technicians to meet patients with remote connectivity to doctors

VistaView – Value Propositions



Intuitive design to make imaging quick and easy

- Wide distortion-free 55° field of view images in a single capture
- Voice activated capture for easy imaging
- Autofocus allows the phone to determine when the display is in focus – allowing images to be captured by anyone
- Adjustable illumination levels for enhanced patient comfort
 - Successfully image patients from all populations, including darker retinas



Lightweight and compact to easily bring the camera to your patients

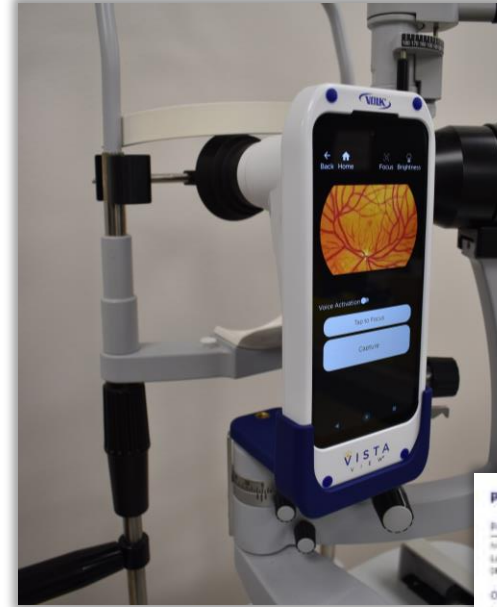
- 20x smaller than traditional tabletop imaging devices for even more portability and convenience
- Can fit in a lab coat to easily bring the camera from exam room to exam room



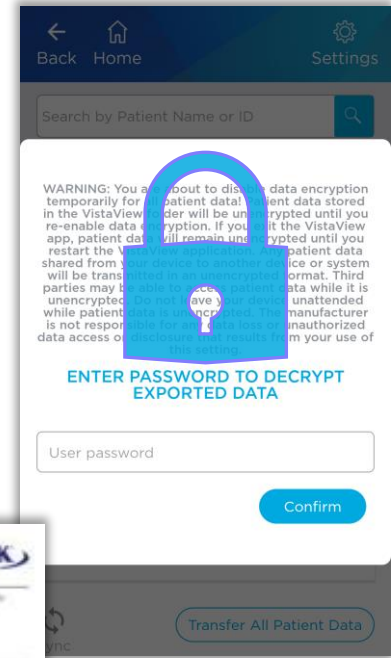
Built to simplify your patient workflow

- From patient entry, to imaging, review, education, report generation, and data sharing, the VistaView will be your all-in-one solution
- Transfer images and reports wired or wirelessly to a computer, or EMR system using smartphone technology
- No need for capital equipment investment, staff training, or dedicated imaging space – adding time and revenue to your practice as an independent imaging solution

Slit Lamp Mountable



**Password
Protect
Your Data**



**Instant Report
Generation**



VistaView – Where it adds value

Are you interested in learning how a portable camera can add value to your practice?

Scenario	Value Added
<ul style="list-style-type: none"> I already have a desktop camera 	<ul style="list-style-type: none"> Can capture revenue from patients who can't access desktop camera
<ul style="list-style-type: none"> I have a small budget 	<ul style="list-style-type: none"> VistaView is affordable compared to a desktop camera
<ul style="list-style-type: none"> I don't have the space/rooms 	<ul style="list-style-type: none"> Provide imaging where the patients are without needing a room



Why Choose Volk?



Get connected for free. Download our free software that streamlines your image transfer workflow by connecting your Volk camera with your preferred patient management system.



Easily startup telemedicine services. All our cameras integrate with our telemedicine platform Virtual by Volk, which provides a simple cloud-based imaging workflow for your practice.



Get everyone on board. We will provide a complimentary 1-hour virtual training for your team to make sure you are getting the most out of your new device.



We are always there to help. We offer 24/7 technical and remote troubleshooting to ensure you have all the support you need to be successful and assist in time of need.



Satisfaction guaranteed. We'll ensure customer satisfaction is met.

VistaView – FAQ

Question	Answer
Do I have to dilate my patient to use this camera? What if they are a young patient with big pupils?	Yes, dilation is required because the minimum pupil size is 4mm, and it uses white light to see into the retina. You will not be able to get the full 55° FOV of the retina without dilation.
How is my patient data protected on this device?	The VistaView is protected with a pin in order to use the device. It additionally automatically encrypts patient information on the device, so you can only transfer data with a password.
How do I transfer the images off the device?	Since the VistaView uses smartphone-based technology, you can share images the same way you can with your personal phone (Gmail, Dropbox, WhatsApp, etc.). Also, you can transfer the images to a computer via USB cable.

VistaView Alignment Technique

1. STARTING POINT (3")

- Eyecup is not touching
- Slowly approach patient



2. SEEING RETINA REFLECTION

- Will appear at bottom of pupil
- Continue centering pupil and approaching eye
- Eyecup is touching patient

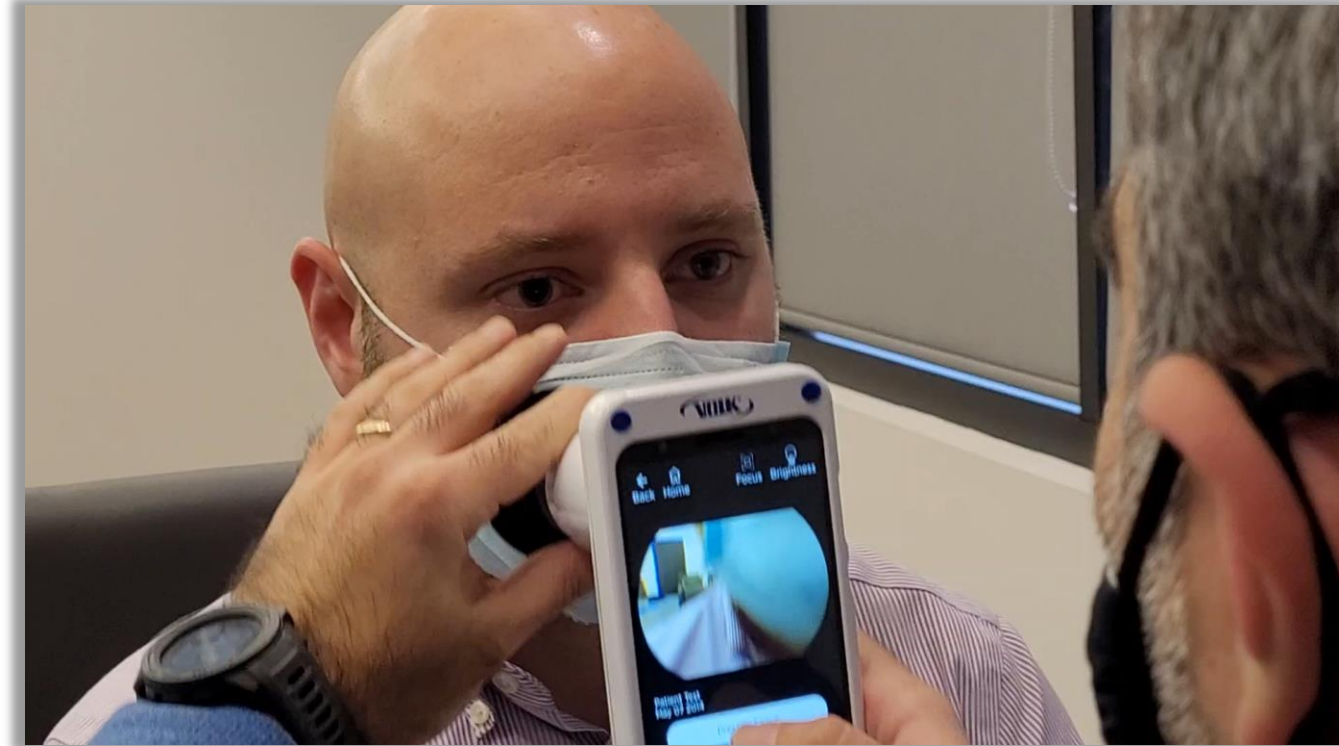


3. RETINA FILLING INTO DISPLAY

- While approaching, retina will fill in
- No glares will show
- Ready to take photo



Video Demonstration



VOLK[®]

Thank You!

Questions? Email
volk@volk.com